



## CIO Strategy Bulletin

July 27, 2024

**Steven Wieting**  
Chief Investment  
Strategist and Chief  
Economist

**Malcolm Spittler**  
Senior US Economist

**Charles Reinhard**  
Head, North America  
Investment Strategy

**Joseph Fiorica**  
Head, Global Equity  
Strategy

**Cecilia Chen**  
Global Equity  
Strategist

**Lorraine Schmitt**  
North America  
Investment  
Strategist

**Chadd Cornilles**  
Global Investment  
Strategist

# US Election: Looking for Risks Hiding in Plain Sight

## Key Takeaways

- The last US President to preside over a net decline in US equities was George W. Bush. His second term ended in January 2009, just after the sub-prime mortgage collapse, a crisis his administration had a limited role in creating. Investors appear to ascribe too much power to US presidents to drive the economy and returns – at least while “checks and balances” remain.
- With this in mind, we can see some downside risks for the US economy and markets if either of the two major US candidates drive through their party’s full platform unchecked.
- Investors have reason to fear a large rise in US tariffs, even as the impact of 2018 tariff increases were remarkably muted. “Mass deportations” could be an even more disruptive policy depending on their extent and implementation. One irony may be that Democrat policies toward immigration could be more positive for business profits and less supportive for lower income workers (all else constant).

## Potential Portfolio Implications

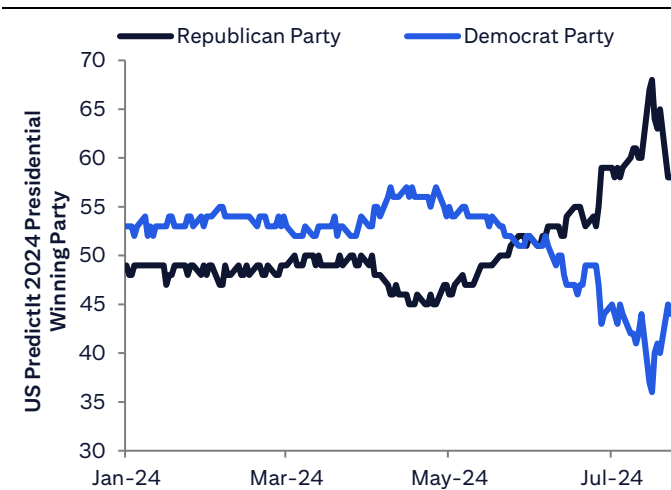
- President Biden’s decision to leave the race has lowered investor certainty of a “red sweep.” The chance that Congress and the White House will be unified under one party – to either cut taxes or spend unchecked – has been reduced.
- We loathe making portfolio shifts based on unreliable polling data. Given a history of rising market volatility in the summer before US Presidential elections, short-term hedging costs for portfolios remain attractive.
- We remain concerned that US firms producing goods in China for export to the US have vulnerabilities. Some are the largest American companies. Profitable US small and mid-cap growth companies – with greater domestic exposure – might help diversify this risk.
- Still like the Magnificent 7? The largest US tech-related shares fell about 11% since July 10, but are still up 45% over the past year. Since July 10 the S&P 400 and 600 growth indices have risen 1% and 6%, respectively.

# Hold on to Your Seats, It's Election Time Again

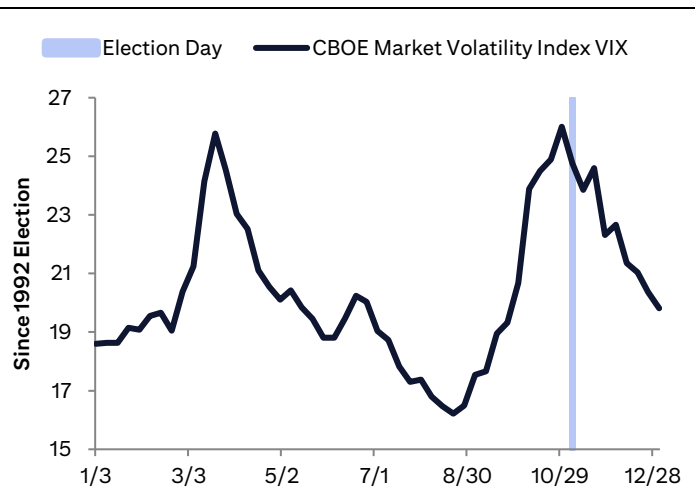
Events of the past two weekends have shocked the world. A US President (current or former) was shot for the first time in 43 years. Moreover, the attack came while Donald Trump, the former US President, was campaigning for reelection. Joe Biden, the sitting US President, decided not to seek reelection with a little more than three months left before election day. The latter event has shifted much of the election narrative, raising uncertainty as markets now view the race as more competitive with Vice President Kamala Harris running in Biden's place (see **FIGURE 1**).

As we've said before (please see our [CIO Bulletin](#) of June 22), investors will have to live without knowing the US election outcome with any certainty. Congressional results are even less predictable. While there are multiple factors to consider, these events fit a historic pattern of rising volatility – and less robust market confidence – in the run-up to the election result (see **FIGURE 2**). Subsequently, some level of clarity will re-emerge.

**FIGURE 1: PredictIt probability of Democrat or Republican presidential win**



**FIGURE 2: S&P 500 implied volatility average during election years since 1992**



Source: Bloomberg as of July 23, 2024. All forecasts are expressions of opinion and are subject to change without notice and are not intended to be a guarantee of future events. Indices are unmanaged. An investor cannot invest directly in an index. They are shown for illustrative purposes only and do not represent the performance of any specific investment. Index returns do not include any expenses, fees or sales charges, which would lower performance. Past performance is no guarantee of future results. Real results may vary.

Of course, the rhetoric on both sides is likely to swing towards the apocalyptic. Patient investors might be comforted by the fact that US Presidents take far more credit for economic outcomes and market returns than they deserve. The last US President to preside over a negative return for US equities during his tenure was George W. Bush. He had the misfortune of ending his administration in January 2009, two months before the historic bear market of 2008-2009 reached a bottom. The housing boom and sub-prime mortgage bust wasn't arrested by his administration, but it wasn't wholly his creation either (see **APPENDIX 1** at the end of this report).

Investors also often underestimate the ability of the economy to adapt to change. Europe's adaptation to a historically-severe energy supply disruption from Russia is just one recent example. We believe the anticipation of new US tariffs is already impacting trading patterns in a similar attempt to adapt. With that said, we can't help but worry that some risks are hiding in plain sight if certain policies become a reality.

## Immigration Policy Implications

While both candidates highlight the importance of slowing the large migrant populations moving north, the rhetoric is starkly different. Former President Trump cites a straightforward rationale to protect American jobs and bolster national security. This is contrasted with a more moderate approach from Harris who is interested in a path to citizenship, reinstatement of DACA (impacting children brought illegally to the US), and mitigation of the underlying causes of mass migrations from Central and South America.

These two policies have different implications for labor markets, business profits, and real economic growth. The strong immigration restrictions of former President Trump would likely help maintain some of the wage gains at the lower end of the education/skill spectrum in the US. In contrast, the more immigration-friendly policies of Vice President Harris would likely put more negative pressure on wages at the lower end of the spectrum (Democrat administrations have generally attempted to mitigate this with proposals to increase the federal minimum wage. State-level data generally suggest a negative impact on business costs and employment).

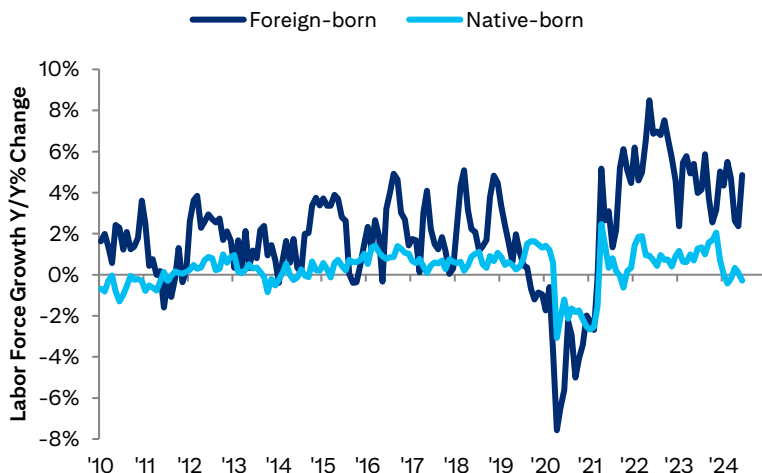
Given the aging population in the US and much of the developed world, immigration is generally viewed by economists as highly favorable for economic growth in richer economies. In fact, the recent period of stronger-than-expected US labor force growth was at least partially explained by the post-Covid surge in immigration (see **FIGURE 3**). Population growth is one of the most reliable long run drivers of economic growth as well as equity returns.

According to the Pew Research Center in 2016<sup>1</sup>, immigrant Americans were more likely to have less than a high school education as well as more likely to have a graduate degree than native born Americans. This shows that “immigrants” are far from a homogenous group. Similarly, the US economy has differing needs for both low and high-skilled workers.

We would note that immigrants tend to add a great deal of dynamism to the economy. The American Immigration Council highlighted that as of 2023, roughly 45% of Fortune 500 companies were founded either by an immigrant or the child of an immigrant. This is despite immigrants only accounting for about 14% of the population<sup>2</sup>.

The US’s ability to attract skilled immigrants is also critically important for addressing long run fiscal challenges. The high level of US government debt that is driven by age-triggered entitlements is far easier to address with a growing rather than shrinking workforce.

**FIGURE 3:** Native-born vs foreign-born US labor force growth



Source: Haver Analytics as of July 16, 2024.

<sup>1</sup> Pew Research Center, “[Education levels of U.S. immigrants are on the rise](#),” September 14, 2018.

<sup>2</sup> United States Census Bureau, “[The Foreign-Born Population in the United States: 2022](#),” April 2024.

## Trade Policy

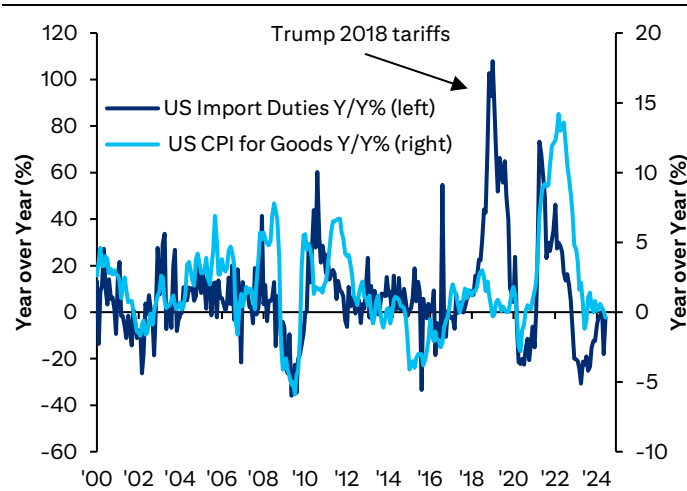
Trump’s trade policies, particularly his tariff strategy against China, aim to protect domestic industries from foreign competition. While these tariffs were designed to rebalance trade relationships and support American manufacturing, they also risk inflating import costs and, consequently, consumer prices. Biden/Harris sustained these policies, though generally under the umbrella of national security.

We are somewhat more sanguine on tariff risks than the headline threats imply. Despite significant tariff hikes during Trump’s first term, inflation remained in check until the COVID-19 pandemic disrupted global supply chains (see **FIGURE 4**).

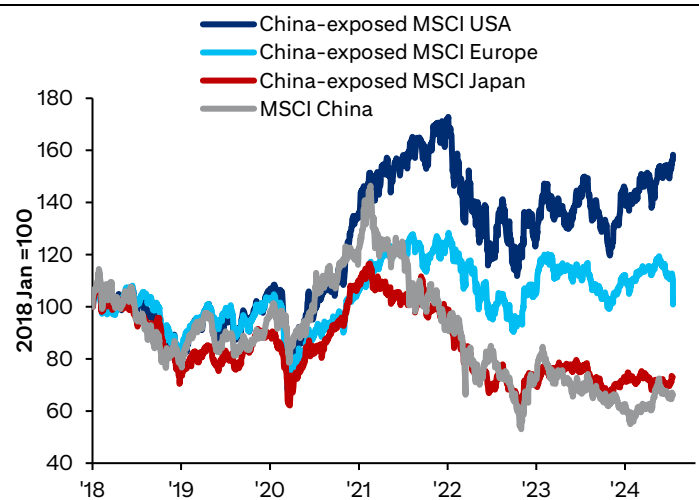
The narrative that tariffs directly cause inflation is overly simplistic; the real economic effects are mediated by a host of factors. Nonetheless, the scale of the proposed tariff – 60% on Chinese goods imports and 10% for the rest of the world – would be unprecedented in modern times. The recent experience of producers passing price hikes on to consumers during the pandemic raises the probability of a larger impact than 2018. This makes Trump’s tariff strategy riskier for markets in our view.

As discussed in last week’s [CIO Bulletin](#), US firms may also face a larger market impact from trade retaliation given their stronger share price performance of late (see **FIGURE 5**). In fact, some of the US stock market’s strongest performers of the last year – large cap firms in semiconductors and smart phones – appear to be at greatest risk from tariffs and retaliation.

**FIGURE 4:** US CPI and tariff collections year-over-year %



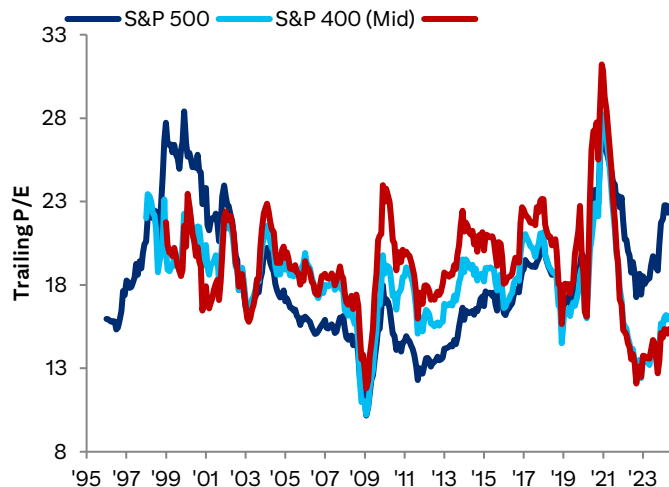
**FIGURE 5:** Equities of US firms operating in China vs other regions



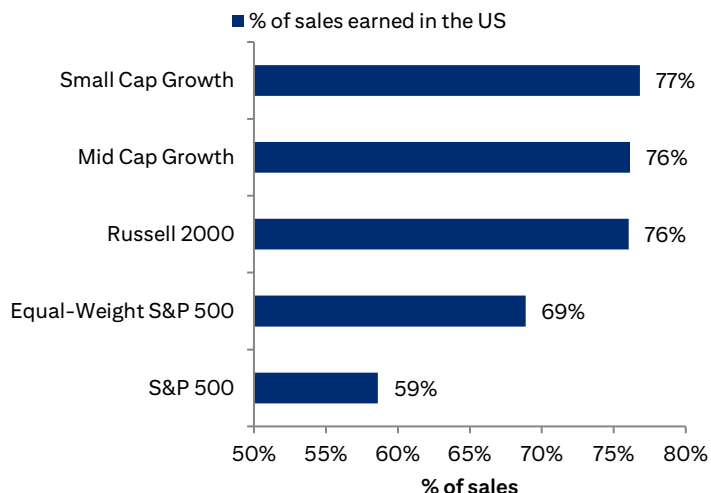
Source: Bloomberg and Haver Analytics as of July 23, 2024. Indices are unmanaged. An investor cannot invest directly in an index. They are shown for illustrative purposes only and do not represent the performance of any specific investment. Index returns do not include any expenses, fees or sales charges, which would lower performance. Past performance is no guarantee of future results. Real results may vary.

Among the trade war-sensitive firms is one of only three US firms to exceed a \$3 trillion valuation. For reasons unrelated to the US election, we’ve favored diversification in equity portfolios including overweights in US small and mid-cap growth shares with historically moderate valuations (see **FIGURE 6**). These firms happen to have lower global trade exposure. In the past three weeks, US small cap growth shares have risen 5.9% while the “Magnificent 7” have fallen 11.8%. These smaller firms also derive greater shares of their revenues from inside the US economy. They are generally less vulnerable to retaliatory tariffs (see **FIGURE 7**).

**FIGURE 6:** S&P 400, 600, 500 Growth trailing P/E



**FIGURE 7:** Share of sales earned in the US among large and small cap indices



Source: OCIS and Bloomberg as of July 25, 2024. Small cap growth proxy is S&P 600 Growth index, Mid cap growth proxy is S&P 400 Growth index. Indices are unmanaged. An investor cannot invest directly in an index. They are shown for illustrative purposes only and do not represent the performance of any specific investment. Index returns do not include any expenses, fees or sales charges, which would lower performance. Past performance is no guarantee of future results. Real results may vary.

Kamala Harris is by no means advocating free trade. Like Biden, she might be accused of attempting to use trade limitations as a tactical tool, hoping to achieve protections for labor and environmental standards in trade agreements. In pure economic terms, we see the US corporate sector profiting the most from broadly free trade. The largest corporations in the US are highly globalized, with roughly 41% of the revenue of the S&P 500 coming from outside the US. More difficult to measure, they are great beneficiaries of global supply chains when generating US revenue.

As noted, firms were remarkably adept at finding routes to avoid the large-scale tariff increases under the first Trump administration. While our concerns are elevated, we see impediments to the kind of destructive trade barriers that would actually stymie the US economy.

## Technology and Chip Manufacturing

Which candidate will keep the US and wider world safer from conflict is far beyond our scope of discussion here. Yet raised within the scope of security, we consider the issues of technology safety and supply of chips.

On this subject, nominally both candidates are similar, as they have expressed concerns about the ethical implications and safety of artificial intelligence and have called for regulatory frameworks to manage AI development. But a key distinction between the two candidates is likely to be on the handling of the challenging geopolitical issue of Taiwan autonomy. According to the Boston Consulting Group, more than 60% of computer chips sold in the US are either manufactured or designed in Taiwan<sup>3</sup>. And while both candidates are strongly advocating onshoring chip production, realistically the timeframe for those developments is unlikely to be fast enough to function as a safety valve if tensions between the US and China on the status of Taiwan continue to grow.

<sup>3</sup> Boston Consulting Group, "[Strengthening the Global Semiconductor Supply Chain in an Uncertain Era](#)," April 1, 2021.

**Key Takeaway:** Much of the optimism around AI-related equities is dependent on a highly tense geopolitical situation. It's safe to say that direct conflict regarding the status of Taiwan is unlikely to have many, if any, market winners. Chip security poses a small but severe threat to the world economy and many of the current darlings of the US equity market.

## Portfolios to Outlast Partisan Conflict

**Conclusion:** It is unlikely that there will be a clear-cut stock market favorite candidate. Instead, some sectors and subsectors will be favored with a win by one candidate or the other. With the poor track record of polling and political forecasters in recent years along with election surprises in France, India, and Mexico in the last few months, we would emphasize a durable and diversified portfolio designed to thrive in any potential political environment rather than attempting to forecast the US election (please see our latest [Quadrant](#) for our full asset allocation guidance).

## Appendix

### APPENDIX 1: Market and economic indicators of US Presidents since World War II

	Annualized Real S&P 500 Total Return (%)	Annualized Real GDP Growth (%)	Unemployment Rate At Start Of Term (%)	Annualized Real Trade Weighted Dollar Change (%)
Truman	9.7	4.7		
Eisenhower	13.3	2.5	2.8	
Kennedy	9.9	5.3	6.3	
Johnson	7.9	5.1	5.5	
Nixon/Ford	-2.1	2.7	3.4	
Carter	1.3	3.2	7.8	-1.1
Reagan	9.4	3.6	7.4	-0.1
Bush	11.0	2.2	5.3	0.0
Clinton	14.2	3.8	7.4	2.3
Bush II	-5.3	1.9	3.9	-1.6
Obama	12.7	2.0	6.9	1.5
Trump	13.9	1.8	4.8	-1.4
Biden*	7.3	3.0	6.7	3.7
*Biden figures are through Q2 2024				
Republican Weighted Average	5.5	0.0	5.8	-0.8
Democrat Weighted Average	9.9	0.1	5.5	1.7

Source: Bloomberg as of July 23, 2024. Note: weighted average assigns each data point importance based on its weight in the underlying data set, contributing to the final average. Indices are unmanaged. An investor cannot invest directly in an index. They are shown for illustrative purposes only and do not represent the performance of any specific investment. Index returns do not include any expenses, fees or sales charges, which would lower performance. Past performance is no guarantee of future results. Real results may vary.

# CIO Strategy *Webcast series*

Thursdays at 11:30am EST  
LIVE Q&A TO FOLLOW

In-depth weekly conversation on timely market events

[Register now](#)



**STEVEN  
WIETING**

Chief Investment Strategist and  
Chief Economist Citi Wealth

## IMPORTANT INFORMATION

**In any instance where distribution of this communication (“Communication”) is subject to the rules of the US Commodity Futures Trading Commission (“CFTC”), this communication constitutes an invitation to consider entering into a derivatives transaction under US CFTC Regulations §§ 1.71 and 23.605, where applicable, but is not a binding offer to buy/sell any financial instrument.**

This Communication is prepared by Citi Global Wealth Investments (“CGWI”) which is comprised of the investments and capital markets capabilities that are provided to Citi Private Bank, Citi Global Wealth at Work, Citi Personal Wealth Management and Citi Personal Investments International (CPII).

Citi Private Bank, Citi Global Wealth at Work, Citi Personal Wealth Management, and Citi Personal Investments International, are businesses of Citigroup Inc. (“Citigroup”), which provide clients access to a broad array of products and services available through bank and non-bank affiliates of Citigroup. Not all products and services are provided by all affiliates or are available at all locations. In the U.S., investment products and services are provided by Citigroup Global Markets Inc. (“CGMI”), member FINRA and SIPC, Citi Private Alternatives, LLC (“CPA”), member FINRA and SIPC, and Citi Global Alternatives, LLC (“CGA”). CPA acts as distributor of certain alternative investment products to certain eligible clients’ segments. CGMI accounts are carried by Pershing LLC, member FINRA, NYSE, SIPC. Investment management services (including portfolio management) are available through CGMI, CGA, Citibank, N.A. and other affiliated advisory businesses. Insurance is offered by Citi Personal Wealth Management through Citigroup Life Agency LLC (“CLA”). In California, CLA does business as Citigroup Life Insurance Agency, LLC (license number OG56746). CGMI, CPA, CGA, CLA and Citibank, N.A. are affiliated companies under the common control of Citigroup.

Outside the U.S., investment products and services are provided by other Citigroup affiliates. Investment Management services (including portfolio management) are available through CGMI, CGA, Citibank, N.A. and other affiliated advisory businesses. These Citigroup affiliates, including CGA, will be compensated for the respective investment management, advisory, administrative, distribution and placement services they may provide.

CGWI personnel and GPS authors are not research analysts, and the information in this Communication is not intended to constitute “research,” as that term is defined by applicable regulations. Unless otherwise indicated, any reference to a research report or research recommendation is not intended to represent the whole report and is not in itself considered a recommendation or research report.

**This Communication is provided for information and discussion purposes only, at the recipient’s request. The recipient should notify CGWI immediately should it at any time wish to cease being provided with such information.** Unless otherwise indicated, (i) it does not constitute an offer or recommendation to purchase or sell any security, financial instrument or other product or service, or to attract any funding or deposits, and (ii) it does not constitute a solicitation if it is not subject to the rules of the CFTC (but see discussion above regarding communication subject to CFTC rules) and (iii) it is not intended as an official confirmation of any transaction.

Unless otherwise expressly indicated, this Communication does not take into account the investment objectives, risk profile or financial situation of any particular person and as such, investments mentioned in this document may not be suitable for all investors. Citi is not acting as an investment or other advisor, fiduciary or agent. The information contained herein is not intended to be an exhaustive discussion of the strategies or concepts mentioned herein or tax or legal advice. Recipients of this Communication should obtain advice based on their own individual circumstances from their own tax, financial, legal, and other advisors about the risks and merits of any transaction before making an investment decision, and only make such decisions on the basis of their own objectives, experience, risk profile and resources.

The information contained in this Communication is based on generally available information and, although obtained from sources believed by Citi to be reliable, its accuracy and completeness cannot be assured, and such information may be incomplete or condensed. Any assumptions or information contained in this Communication constitute a judgment only as of the date of this document or on any specified dates and is subject to change without notice. Insofar as this Communication may contain historical and forward-looking information, past performance is neither a guarantee nor an indication of future results, and future results may not meet expectations due to a variety of economic, market and other factors. Further, any projections of potential risk or return are illustrative and should not be taken as limitations of the maximum possible loss or gain. Any prices, values or estimates provided in this Communication (other than those that are identified as being historical) are indicative only, may change without notice and do not represent firm quotes as to either price or size, nor reflect the value Citi may assign a security in its inventory. Forward looking information does not indicate a level at which Citi is prepared to do a trade and may not account for all relevant assumptions and future conditions. Actual conditions may vary substantially from estimates which could have a negative impact on the value of an instrument.

Views, opinions and estimates expressed herein may differ from the opinions expressed by other Citi businesses or affiliates and are not intended to be a forecast of future events, a guarantee of future results, or investment advice, and are subject to change without notice based on market and other conditions. Citi is under no duty to update this document and accepts no liability for any loss (whether direct, indirect or consequential) that may arise from any use of the information contained in or derived from this Communication.

None of the financial instruments or other products mentioned in this Communication (unless expressly stated otherwise) is (i) insured by the Federal Deposit Insurance Corporation or any other governmental authority, or (ii) deposits or other obligations of, or guaranteed by Citi or any other insured depository institution.

Citi often acts as an issuer of financial instruments and other products, acts as a market maker and trades as principal in many different financial instruments and other products, and can be expected to perform or seek to perform investment banking and other services for the issuer of such financial instruments or other products. The author of this Communication may have discussed the information contained therein with others within or outside Citi, and the author and/or such other Citi personnel may have already acted on the basis of this information (including by trading for Citi’s



proprietary accounts or communicating the information contained herein to other customers of Citi). Citi, Citi's personnel (including those with whom the author may have consulted in the preparation of this communication), and other customers of Citi may be long or short the financial instruments or other products referred to in this Communication, may have acquired such positions at prices and market conditions that are no longer available, and may have interests different from or adverse to your interests.

IRS Circular 230 Disclosure: Citi and its employees are not in the business of providing, and do not provide, tax or legal advice to any taxpayer outside Citi. Any statement in this Communication regarding tax matters is not intended or written to be used, and cannot be used or relied upon, by any taxpayer for the purpose of avoiding tax penalties. Any such taxpayer should seek advice based on the taxpayer's particular circumstances from an independent tax advisor.

Neither Citi nor any of its affiliates can accept responsibility for the tax treatment of any investment product, whether or not the investment is purchased by a trust or company administered by an affiliate of Citi. Citi assumes that, before making any commitment to invest, the investor and (where applicable, its beneficial owners) have taken whatever tax, legal or other advice the investor/beneficial owners consider necessary and have arranged to account for any tax lawfully due on the income or gains arising from any investment product provided by Citi.

This Communication is for the sole and exclusive use of the intended recipients and may contain information proprietary to Citi which may not be reproduced or circulated in whole or in part without Citi's prior consent. The manner of circulation and distribution may be restricted by law or regulation in certain countries. Persons who come into possession of this document are required to inform themselves of, and to observe such restrictions. Citi accepts no liability whatsoever for the actions of third parties in this respect. Any unauthorized use, duplication, or disclosure of this document is prohibited by law and may result in prosecution.

Other businesses within Citigroup Inc. and affiliates of Citigroup Inc. may give advice, make recommendations, and take action in the interest of their clients, or for their own accounts, that may differ from the views expressed in this document. All expressions of opinion are current as of the date of this document and are subject to change without notice. Citigroup Inc. is not obligated to provide updates or changes to the information contained in this document.

The expressions of opinion are not intended to be a forecast of future events or a guarantee of future results. Past performance is not a guarantee of future results. Real results may vary.

Although information in this document has been obtained from sources believed to be reliable, Citigroup Inc. and its affiliates do not guarantee its accuracy or completeness and accept no liability for any direct or consequential losses arising from its use. Throughout this publication where charts indicate that a third party (parties) is the source, please note that the attributed may refer to the raw data received from such parties. No part of this document may be copied, photocopied or duplicated in any form or by any means, or distributed to any person that is not an employee, officer, director, or authorized agent of the recipient without Citigroup Inc.'s prior written consent.

Citigroup Inc. may act as principal for its own account or as agent for another person in connection with transactions placed by Citigroup Inc. for its clients involving securities that are the subject of this document or future editions of the document.

## RISKS

Investments in financial instruments or other products carry significant risk, including the possible loss of the principal amount invested. Financial instruments or other products denominated in a foreign currency are subject to exchange rate fluctuations, which may have an adverse effect on the price or value of an investment in such products. This Communication does not purport to identify all risks or material considerations which may be associated with entering into any transaction.

Structured products can be highly illiquid and are not suitable for all investors. Additional information can be found in the disclosure documents of the issuer for each respective structured product described herein. Investing in structured products is intended only for experienced and sophisticated investors who are willing and able to bear the high economic risks of such an investment. Investors should carefully review and consider potential risks before investing.

OTC derivative transactions involve risk and are not suitable for all investors. Investment products are not insured, carry no bank or government guarantee, and may lose value. Before entering into these transactions, you should: (i) ensure that you have obtained and considered relevant information from independent reliable sources concerning the financial, economic and political conditions of the relevant markets; (ii) determine that you have the necessary knowledge, sophistication and experience in financial, business and investment matters to be able to evaluate the risks involved, and that you are financially able to bear such risks; and (iii) determine, having considered the foregoing points, that capital markets transactions are suitable and appropriate for your financial, tax, business and investment objectives.

This material may mention options regulated by the US Securities and Exchange Commission. Before buying or selling options you should obtain and review the current version of the [Options Clearing Corporation booklet](#), Characteristics and Risks of Standardized Options. A copy of the booklet can be obtained upon request from Citigroup Global Markets Inc., 390 Greenwich Street, 3rd Floor, New York, NY 10013.

If you buy options, the maximum loss is the premium. If you sell put options, the risk is the entire notional below the strike. If you sell call options, the risk is unlimited. The actual profit or loss from any trade will depend on the price at which the trades are executed. The prices used herein are historical and may not be available when you order is entered. Commissions and other transaction costs are not considered in these examples. Option trades in general and these trades in particular may not be appropriate for every investor. Unless noted otherwise, the source of all graphs

and tables in this report is Citi. Because of the importance of tax considerations to all option transactions, the investor considering options should consult with his/her tax advisor as to how their tax situation is affected by the outcome of contemplated options transactions.

Bonds are affected by a number of risks, including fluctuations in interest rates, credit risk and prepayment risk. In general, as prevailing interest rates rise, fixed income securities prices will fall. Bonds face credit risk if a decline in an issuer's credit rating, or creditworthiness, causes a bond's price to decline. High yield bonds are subject to additional risks such as increased risk of default and greater volatility because of the lower credit quality of the issues. Finally, bonds can be subject to prepayment risk. When interest rates fall, an issuer may choose to borrow money at a lower interest rate, while paying off its previously issued bonds. As a consequence, underlying bonds will lose the interest payments from the investment and will be forced to reinvest in a market where prevailing interest rates are lower than when the initial investment was made.

### Bond rating equivalence

Alpha and/or numeric symbols used to give indications of relative credit quality. In the municipal market, these designations are published by the rating services. Internal rating are also used by other market participants to indicate credit quality.

Bond credit quality ratings	Rating agencies		
	Moody's <sup>1</sup>	Standard and Poor's <sup>2</sup>	Fitch Rating <sup>2</sup>
<b>Credit risk</b>			
<b>Investment Grade</b>			
Highest quality	Aaa	AAA	AAA
High quality (very strong)	Aa	AA	AA
Upper medium grade (Strong)	A	A	A
Medium grade	Baa	BBB	BBB
<b>Not Investment Grade</b>			
Lower medium grade (somewhat speculative)	Ba	BB	BB
Low grade (speculative)	B	B	B
Poor quality (may default)	Caa	CCC	CCC
Most speculative	Ca	CC	CC
No interest being paid or bankruptcy petition filed	C	D	C
In default	C	D	D

1 The ratings from Aa to Ca by Moody's may be modified by the addition of a 1, 2, or 3, to show relative standing within the category.

2 The rating from AA to CC by Standard and Poor's and Fitch Ratings may be modified by the addition of a plus or a minus to show relative standings within the category.

(MLP's) - Energy Related MLPs May Exhibit High Volatility. While not historically very volatile, in certain market environments Energy Related MLPS may exhibit high volatility.

Changes in Regulatory or Tax Treatment of Energy Related MLPs. If the IRS changes the current tax treatment of the master limited partnerships included in the Basket of Energy Related MLPs thereby subjecting them to higher rates of taxation, or if other regulatory authorities enact regulations which negatively affect the ability of the master limited partnerships to generate income or distribute dividends to holders of common units, the return on the Notes, if any, could be dramatically reduced. Investment in a basket of Energy Related MLPs may expose the investor to concentration risk due to industry, geographical, political, and regulatory concentration.

Mortgage-backed securities ("MBS"), which include collateralized mortgage obligations ("CMOs"), also referred to as real estate mortgage investment conduits ("REMICs"), may not be suitable for all investors. There is the possibility of early return of principal due to mortgage prepayments, which can reduce expected yield and result in reinvestment risk. Conversely, return of principal may be slower than initial prepayment speed assumptions, extending the average life of the security up to its listed maturity date (also referred to as extension risk).

Additionally, the underlying collateral supporting non-Agency MBS may default on principal and interest payments. In certain cases, this could cause the income stream of the security to decline and result in loss of principal. Further, an insufficient level of credit support may result in a downgrade of a mortgage bond's credit rating and lead to a higher probability of principal loss and increased price volatility. Investments in subordinated MBS involve greater credit risk of default than the senior classes of the same issue. Default risk may be pronounced in cases where the MBS security is secured by, or evidencing an interest in, a relatively small or less diverse pool of underlying mortgage loans.

MBS are also sensitive to interest rate changes which can negatively impact the market value of the security. During times of heightened volatility, MBS can experience greater levels of illiquidity and larger price movements. Price volatility may also occur from other factors including, but not limited to, prepayments, future prepayment expectations, credit concerns, underlying collateral performance and technical changes in the market.

An investment in alternative investments can be highly illiquid, is speculative and not suitable for all investors. Investing in alternative investments is for experienced and sophisticated investors who are willing to bear the high economic risks associated with such an investment. Investors should carefully review and consider potential risks before investing. Certain of these risks may include:

- loss of all or a substantial portion of the investment due to leveraging, short-selling, or other speculative practices;

- lack of liquidity in that there may be no secondary market for the fund and none is expected to develop;
- volatility of returns;
- restrictions on transferring interests in the Fund;
- potential lack of diversification and resulting higher risk due to concentration of trading authority when a single advisor is utilized;
- absence of information regarding valuations and pricing;
- complex tax structures and delays in tax reporting;
- less regulation and higher fees than mutual funds; and
- manager risk.

Individual funds will have specific risks related to their investment programs that will vary from fund to fund.

Asset allocation does not assure a profit or protect against a loss in declining financial markets.

Diversification does not guarantee a profit or protect against loss. Different asset classes present different risks.

The indexes are unmanaged. An investor cannot invest directly in an index. They are shown for illustrative purposes only and do not represent the performance of any specific investment. Index returns do not include any expenses, fees or sales charges, which would lower performance.

Past performance is no guarantee of future results.

International investing entails greater risk, as well as greater potential rewards compared to US investing. These risks include political and economic uncertainties of foreign countries as well as the risk of currency fluctuations. These risks are magnified in countries with emerging markets, since these countries may have relatively unstable governments and less established markets and economics.

Investing in smaller companies involves greater risks not associated with investing in more established companies, such as business risk, significant stock price fluctuations and illiquidity.

Factors affecting commodities generally, index components composed of futures contracts on nickel or copper, which are industrial metals, may be subject to a number of additional factors specific to industrial metals that might cause price volatility. These include changes in the level of industrial activity using industrial metals (including the availability of substitutes such as manmade or synthetic substitutes); disruptions in the supply chain, from mining to storage to smelting or refining; adjustments to inventory; variations in production costs, including storage, labor and energy costs; costs associated with regulatory compliance, including environmental regulations; and changes in industrial, government and consumer demand, both in individual consuming nations and internationally. Index components concentrated in futures contracts on agricultural products, including grains, may be subject to a number of additional factors specific to agricultural products that might cause price volatility. These include weather conditions, including floods, drought and freezing conditions; changes in government policies; planting decisions; and changes in demand for agricultural products, both with end users and as inputs into various industries.

The information contained herein is not intended to be an exhaustive discussion of the risks, strategies or concepts mentioned herein or tax or legal advice. Readers interested in the strategies or concepts should consult their tax, legal, or other advisors, as appropriate.

Environmental, Social and Governance (ESG) and sustainable investing may limit the type and number of investment opportunities, and, as a result may affect performance relative to other approaches that do not impose similar sustainability criteria. Sustainable investment products are subject to availability. Certain sustainable investment opportunities may not be available in all regions or not available at all. No guarantee is provided regarding the financial or sustainability performance of such products and the products may not meet their investment or sustainability objectives.

There is currently no globally accepted framework or definition (legal, regulatory or otherwise) nor market consensus as to what constitutes, an “ESG”, “sustainable”, “impact” or an equivalently labelled product, or regarding what precise attributes are required for a particular investment, product or asset to be defined as such. Different persons may arrive at varied conclusions when evaluating the sustainability attributes of a product or any of its underlying investments. Certain jurisdictional laws and regulations require classifications of investment products against their own sustainability definitions and as such there is likely to be a degree of divergence as to the meaning of such terms. For example, the term “sustainable investing” where used in this disclosure is by reference to CGWI’s internal framework rather than any defined meaning under jurisdictional laws and regulations. There is no guarantee that investing in these products will have a sustainability impact.

There are numerous ESG data providers that evaluate companies on their ESG performance and provide reports, ratings, and benchmarks. Report, rating and benchmark methodology, scope, and coverage, vary greatly among providers. ESG data may not be available for all companies, securities, or geographies and as such, may not necessarily be reliable or complete. Such data will also be subject to various limitations, including (inter alia): i) limitations in the third-party data provider’s methodologies; ii) data lags, data coverage gaps or other issues impacting the quality of the data; iii) the fact that there are divergent views, approaches, methodologies and disclosure standards in the market, including among data providers, with respect to the identification, assessment, disclosure or determination of “ESG” factors or indicators and which precise attributes are required for a particular investment, product or asset to be defined as such; iv) the fact that ESG information, including where obtained from third-party data providers, may be based on qualitative or subjective assessment, and any one data source may not in itself represent a complete ‘picture’ for the ESG metric that it represents; v) the fact that such data may be subject to change without any notice of this to CGWI by the third-party data provider or other source. Furthermore, some of the data CGWI obtain from third-party providers is not obtained directly from investee companies, but rather represents estimated / proxy data that the third-party data provider has prepared using its own proprietary methodologies (e.g. because there is no actual investee company data). Such proprietary methodologies are also subject to various limitations of their own, acknowledging that estimates / proxies are in and of themselves an inexact science. CGWI does not make any representation or warranty as to the completeness or accuracy of

any such third-party data (whether actual or estimated), or of data that is generated using this third-party data. CGWI shall have no liability for any errors or omissions in the information where such information has been obtained from third parties or not.

## **COUNTRY DISCLOSURES**

**Citibank, N.A., Hong Kong / Singapore organized under the laws of U.S.A. with limited liability.** This communication is distributed in Hong Kong by Citi Private Bank operating through Citibank N.A., Hong Kong Branch, which is registered in Hong Kong with the Securities and Futures Commission for Type 1 (dealing in securities), Type 4 (advising on securities), Type 6 (advising on corporate finance) and Type 9 (asset management) regulated activities with CE No: (AAP937) or in Singapore by Citi Private Bank operating through Citibank, N.A., Singapore Branch which is regulated by the Monetary Authority of Singapore. Any questions in connection with the contents in this communication should be directed to registered or licensed representatives of the relevant aforementioned entity. The contents of this communication have not been reviewed by any regulatory authority in Hong Kong or any regulatory authority in Singapore. This communication contains confidential and proprietary information and is intended only for recipient in accordance with accredited investors requirements in Singapore (as defined under the Securities and Futures Act (Chapter 289 of Singapore) (the "Act") and professional investors requirements in Hong Kong (as defined under the Hong Kong Securities and Futures Ordinance and its subsidiary legislation). For regulated asset management services, any mandate will be entered into only with Citibank, N.A., Hong Kong Branch and/or Citibank, N.A. Singapore Branch, as applicable. Citibank, N.A., Hong Kong Branch or Citibank, N.A., Singapore Branch may sub-delegate all or part of its mandate to another Citigroup affiliate or other branch of Citibank, N.A. Any references to named portfolio managers are for your information only, and this communication shall not be construed to be an offer to enter into any portfolio management mandate with any other Citigroup affiliate or other branch of Citibank, N.A. and, at no time will any other Citigroup affiliate or other branch of Citibank, N.A. or any other Citigroup affiliate enter into a mandate relating to the above portfolio with you. To the extent this communication is provided to clients who are booked and/or managed in Hong Kong: No other statement(s) in this communication shall operate to remove, exclude or restrict any of your rights or obligations of Citibank under applicable laws and regulations. Citibank, N.A., Hong Kong Branch does not intend to rely on any provisions herein which are inconsistent with its obligations under the Code of Conduct for Persons Licensed by or Registered with the Securities and Futures Commission, or which mis-describes the actual services to be provided to you.

Citibank, N.A. is incorporated in the United States of America and its principal regulators are the US Office of the Comptroller of Currency and Federal Reserve under US laws, which differ from Australian laws. Citibank, N.A. does not hold an Australian Financial Services License under the Corporations Act 2001 as it enjoys the benefit of an exemption under ASIC Class Order CO 03/1101 (remade as ASIC Corporations (Repeal and Transitional) Instrument 2016/396 and extended by ASIC Corporations (Amendment) Instrument 2023/588).

In the United Kingdom, Citibank N.A., London Branch (registered branch number BR001018), Citigroup Centre, Canada Square, Canary Wharf, London, E14 5LB, is authorized and regulated by the Office of the Comptroller of the Currency (USA) and authorized by the Prudential Regulation Authority. Subject to regulation by the Financial Conduct Authority and limited regulation by the Prudential Regulation Authority. Details about the extent of our regulation by the Prudential Regulation Authority are available from us on request. The contact number for Citibank N.A., London Branch is +44 (0)20 7508 8000.

Citibank Europe plc (UK Branch) is a branch of Citibank Europe plc, which is authorised and regulated by the Central Bank of Ireland and the European Central Bank. Authorised by the Prudential Regulation Authority. Subject to regulation by the Financial Conduct Authority and limited regulation by the Prudential Regulation Authority. Details about the extent of our regulation by the Prudential Regulation Authority are available from us on request. Citibank Europe plc, UK Branch is registered as a branch in the register of companies for England and Wales with registered branch number BR017844. Its registered address is Citigroup Centre, Canada Square, Canary Wharf, London E14 5LB. VAT No.: GB 429 6256 29. Citibank Europe plc is registered in Ireland with number 132781, with its registered office at 1 North Wall Quay, Dublin 1. Citibank Europe plc is regulated by the Central Bank of Ireland. Ultimately owned by Citigroup Inc., New York, USA.

Citibank Europe plc, Luxembourg Branch, registered with the Luxembourg Trade and Companies Register under number B 200204, is a branch of Citibank Europe plc. It is subject to the joint supervision of the European Central bank and the Central Bank of Ireland. It is furthermore subject to limited regulation by the Commission de Surveillance du Secteur Financier (the CSSF) in its role as host Member State authority and registered with the CSSF under number B00000395. Its business office is at 31, Z.A. Bourmicht, 8070 Bertrange, Grand Duchy of Luxembourg. Citibank Europe plc is registered in Ireland with company registration number 132781. It is regulated by the Central Bank of Ireland under the reference number C26553 and supervised by the European Central Bank. Its registered office is at 1 North Wall Quay, Dublin 1, Ireland.

This document is communicated by Citibank (Switzerland) AG, which has its registered address at Hardstrasse 201, 8005 Zurich, Citibank N.A., Zurich Branch, which has its registered address at Hardstrasse 201, 8005 Zurich, or Citibank N.A., Geneva Branch, which has its registered address at 2, Quai de la Poste, 1204 Geneva. Citibank (Switzerland) AG and Citibank, N.A., Zurich and Geneva Branches are authorised and supervised by the Swiss Financial Supervisory Authority (FINMA).

In Jersey, this document is communicated by Citibank N.A., Jersey Branch which has its registered address at PO Box 104, 38 Esplanade, St Helier, Jersey JE4 8QB. Citibank N.A., Jersey Branch is regulated by the Jersey Financial Services Commission. Citibank N.A. Jersey Branch is a participant in the Jersey Bank Depositors Compensation Scheme. The Scheme offers protection for eligible deposits of up to £50,000. The maximum total amount of compensation is capped at £100,000,000 in any 5-year period. Full details of the Scheme and banking groups covered are available on the States of Jersey website [www.gov.je/dcs](http://www.gov.je/dcs), or on request.

Citi may offer, issue, distribute or provide other services in relation to certain unsecured financial instruments issued or entered into by BRRD Entities (i.e., EU entities within the scope of Directive 2014/59/EU (the BRRD), including EU credit institutions, certain EU investment firms and / or their EU subsidiaries or parents) (BRRD Financial Instruments).

In various jurisdictions (including, without limitation, the European Union and the United States) national authorities have certain powers to manage and resolve banks, broker dealers and other financial institutions (including, but not limited to, Citi) when they are failing or likely to fail. There is a risk that the use, or anticipated use, of such powers, or the manner in which they are exercised, may materially adversely affect (i) your rights under certain types of unsecured financial instruments (including, without limitation, BRRD Financial Instruments), (ii) the value, volatility or liquidity of certain unsecured financial instruments (including, without limitation, BRRD Financial Instruments) that you hold and / or (iii) the ability of an institution (including, without limitation, a BRRD Entity) to satisfy any liabilities or obligations it has to you. In the event of resolution, the value of BRRD Financial Instruments may be reduced to zero and or liabilities may be converted into ordinary shares or other instruments of ownership for the purposes of stabilisation and loss absorption. The terms of existing BRRD Financial Instruments (e.g., date of maturity or interest rates payable) could be altered and payments could be suspended.

There can be no assurance that the use of any BRRD resolution tools or powers by the BRRD Resolution Authority or the manner in which they are exercised will not materially adversely affect your rights as a holder of BRRD Financial Instruments, the market value of any investment you may have in BRRD Financial Instruments and/or a BRRD Entity's ability to satisfy any liabilities or obligations it has to you. You may have a right to compensation from the relevant authorities if the exercise of such resolution powers results in less favourable treatment for you than the treatment that you would have received under normal insolvency proceedings. By accepting any services from Citi, you confirm that you are aware of these risks.

Canada - Citi Private Bank is a business of Citigroup Inc. ("Citigroup"), which provides its clients access to a broad array of products and services available through bank and non-bank affiliates of Citigroup. Not all products and services are provided by all affiliates or are available at all locations.

In Canada, Citi Private Bank is a division of Citibank Canada, a Schedule II Canadian chartered bank. References herein to Citi Private Bank and its activities in Canada relate solely to Citibank Canada and do not refer to any affiliates or subsidiaries of Citibank Canada operating in Canada. Certain investment products are made available through Citibank Canada Investment Funds Limited ("CCIFL"), a wholly owned subsidiary of Citibank Canada. Investment Products are subject to investment risk, including possible loss of principal amount invested. Investment Products are not insured by the CDIC, FDIC or depository insurance regime of any jurisdiction and are not guaranteed by Citigroup or any affiliate thereof.

This document is for information purposes only and does not constitute an offer to sell or a solicitation of an offer to buy any securities to any person in any jurisdiction. The information set out herein may be subject to updating, completion, revision, verification and amendment and such information may change materially.

Citigroup, its affiliates and any of the officers, directors, employees, representatives or agents shall not be held liable for any direct, indirect, incidental, special, or consequential damages, including loss of profits, arising out of the use of information contained herein, including through errors whether caused by negligence or otherwise.

CCIFL is not currently a member and does not intend to become a member of the Canadian Investment Regulatory Organization ("CIRO"); consequently, clients of CCIFL will not have available to them investor protection benefits that would otherwise derive from membership of CCIFL in the CIRO, including coverage under any investor protection plan for clients of members of the CIRO.

**Bahrain:** IN BAHRAIN, CITI PRIVATE BANK OPERATES UNDER SPECIFIC APPROVAL ISSUED ON THE BASIS OF CITIBANK, N.A., BAHRAIN BRANCH'S BANKING LICENSE

Marketing and distribution of Investment Funds to clients in Bahrain requires Notification to the Central Bank of Bahrain and will be limited to UHNWI as defined below. Minimum investment subscription criteria will apply for products for all subscriptions for Bahrain domiciled clients.

Ultra-high net worth investors are:

- (a) Individuals who have a minimum net worth (or joint net worth with their spouse) of USD 25 million or more
- (b) Companies, partnerships, trusts or other commercial undertakings, which have financial assets available for investment of not less than USD 25 million; or
- (c) Governments, supranational organisations, central banks or other national monetary authorities, and state organisations whose main activity is to invest in financial instruments (such as state pension funds).

## **CONSUMER BANKING MARKET SPECIFIC DISCLOSURES**

**Hong Kong:** This communication is distributed in Hong Kong by Citibank (Hong Kong) Limited ("CHKL") and/or Citibank, N.A., Hong Kong Branch ("CBNA HK", Citibank, N.A. is organized under the laws of U.S.A. with limited liability). CHKL and CBNA HK provide no independent research or analysis in the substance or preparation of this communication. Although information in this communication has been obtained from sources believed to be reliable, CHKL and CBNA HK do not guarantee its accuracy or completeness and accept no liability for any direct or consequential losses arising from its use.

This communication is for general information only, is not intended as a recommendation or an offer or solicitation for the purchase or sale of any products or services and should not be relied upon as financial advice. The information herein has not taken account of the objectives, financial situation or needs of any particular investor. Any person considering an investment should consider the suitability of the investment having regard to their objectives, financial situation and needs, and should seek independent advice before making an investment decision. You should obtain and consider the relevant product terms and conditions and risk disclosure statement, and consider if it's suitable for your objectives, financial situation or needs before making any investment decision. Investors are advised to obtain independent legal, financial and taxation advice prior to investing.

Investments are not deposits, are not protected by the Deposit Protection Scheme in Hong Kong and are subject to investment risk including the possible loss of the principal amount invested.

This communication does not constitute the distribution of any information in any jurisdiction in which it is unlawful to distribute such information to any person in such jurisdiction.

CHKL does not provide discretionary portfolio management services.

**Singapore:** This communication is distributed in Singapore by Citibank Singapore Limited (“CSL”) to selected Citigold/Citigold Private Clients. CSL provides no independent research or analysis of the substance or in preparation of this communication. Please contact your Citigold/Citigold Private Client Relationship Manager in CSL if you have any queries on or any matters arising from or in connection with this communication. Investment products are not insured under the provisions of the Deposit Insurance and Policy Owners’ Protection Schemes Act of Singapore and are not eligible for deposit insurance coverage under the Deposit Insurance Scheme.

This communication is for general information only and should not be relied upon as financial advice. The information herein has no regard to the specific objectives, financial situation and particular needs of any specific person and is not intended to be an exhaustive discussion of the strategies or concepts mentioned herein or tax or legal advice. Any person interested in the strategies or concepts mentioned herein should consult their independent tax, legal, financial or other advisors, as appropriate. This communication does not constitute the distribution of any information or the making of any offer or solicitation by anyone in any jurisdiction in which such distribution or offer is not authorized or to any person to whom it is unlawful to distribute such information or make any offer or solicitation.

Before making any investment, each investor must obtain the investment offering materials, which include a description of the risks, fees and expenses and the performance history, if any, which may be considered in connection with making an investment decision. Interested investors should seek the advice of their financial adviser about the issues discussed herein as appropriate. Should investors choose not to seek such advice, they should carefully consider the risks associated with the investment and make a determination based upon the investor’s own particular circumstances, that the investment is consistent with the investor’s investment objectives and assess whether the investment product is suitable for themselves. Although information in this document has been obtained from sources believed to be reliable, CSL does not guarantee its accuracy or completeness and accept no liability for any direct or consequential losses arising from its use.

CSL does not provide discretionary portfolio management services.

**UAE:** This document is distributed in UAE by Citibank, N.A. UAE. Citibank N.A. UAE is licensed by UAE Securities and Commodities Authority (“SCA”) to undertake the financial activity as Promoter under license number 602003.

Citibank N.A. UAE is registered with Central Bank of UAE under license numbers BSD/504/83 for Al Wasl Branch Dubai, 13/184/2019 for Mall of the Emirates Branch Dubai, BSD/2819/9 for Sharjah Branch, and BSD/692/83 for Abu Dhabi Branch.

This is not an official statement of Citigroup Inc. and may not reflect all of your investments with or made through Citibank. For an accurate record of your accounts and transactions, please consult your official statement. Before making any investment, each investor must obtain the investment offering materials, which include a description of the risks, fees and expenses and the performance history, if any, which may be considered in connection with making an investment decision. Each investor should carefully consider the risks associated with the investment and make a determination based upon the investor’s own particular circumstances, that the investment is consistent with the investor’s investment objectives. At any time, Citigroup companies may compensate affiliates and their representatives for providing products and services to clients.

**United Kingdom:** This document is distributed in the U.K. by Citibank UK Limited and in Jersey by Citibank N.A., Jersey Branch.

Citibank UK Limited is authorised by the Prudential Regulation Authority and regulated by the Financial Conduct Authority and the Prudential Regulation Authority. Our firm’s Financial Services Register number is 805574. Citibank UK Limited is a company limited by shares registered in England and Wales with registered address at Citigroup Centre, Canada Square, Canary Wharf, London E14 5LB, Companies House Registration No. 11283101.

Citibank N.A., Jersey Branch is regulated by the Jersey Financial Services Commission. Citi International Personal Bank is registered in Jersey as a business name of Citibank N.A. The address of Citibank N.A., Jersey Branch is P.O. Box 104, 38 Esplanade, St Helier, Jersey JE4 8QB. Citibank N.A. is incorporated with limited liability in the USA. Head office: 399 Park Avenue, New York, NY 10043, USA.

© 2024 Citigroup Inc. Citi, Citi and Arc Design and other marks used herein are service marks of Citigroup Inc. or its affiliates, used and registered throughout the world.